

## **Foreword**

Welcome to Nagoya, Japan!

46 years have passed since the first International Echinoderm Conference was held in Washington D.C., USA. Since then, International Echinoderm Conference has always been the most important place for exchanging ideas among echinoderm researchers and for disclosing their new ideas to the community. The 16<sup>th</sup> International Echinoderm Conference hosts almost 200 participants from 35 countries. We are very delighted to have so many participants to this conference, with a diverse variety of subjects. We hope that this conference will be an excellent opportunity of discussion among us, especially for young scientists who will support future research of echinoderms. We also hope that all the participants will enjoy staying in Nagoya, Japan.

## **The Organizing Committee**

Tatsuo Oji

Tatsuo Motokawa

Mieko Komatsu

Toshihiko Fujita

Yukio Agatsuma

Ken'ichi Kanazawa

## Acknowledgements

We thank many organizations and individuals for supporting this conference. The following organizations financially supported this conference:

Nagoya University

Daiko Foundation

Nagoya Convention and Visitor's Bureau

Also following societies and organizations supported this conference

The Zoological Society of Japan

The Paleontological Society of Japan

The Japanese Society of Fisheries Science

The Ecological Society of Japan

Finally, this conference is sponsored by:

The University Museum, Nagoya University.

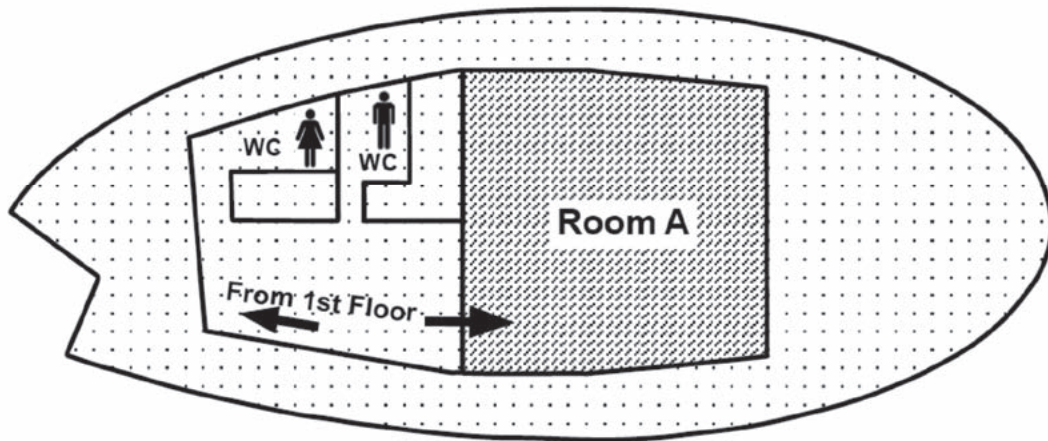


NAGOYA CONVENTION  
& VISITORS BUREAU

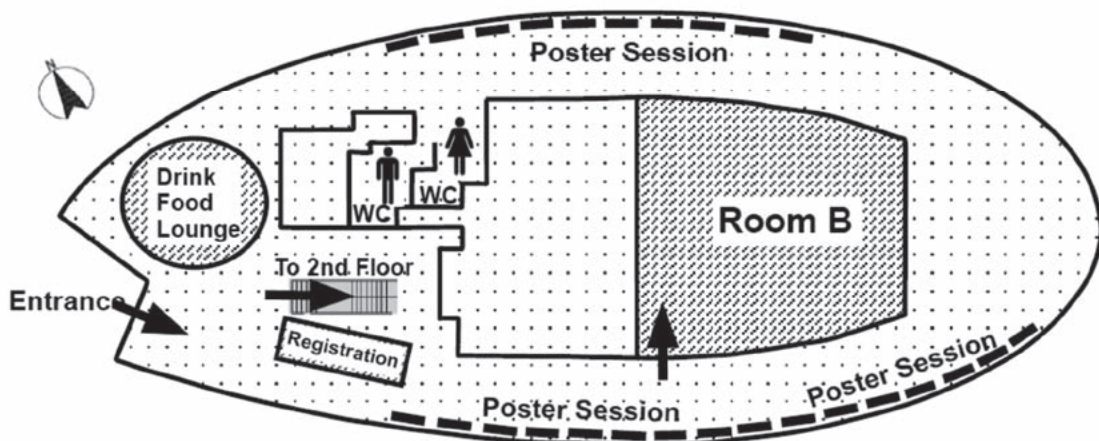


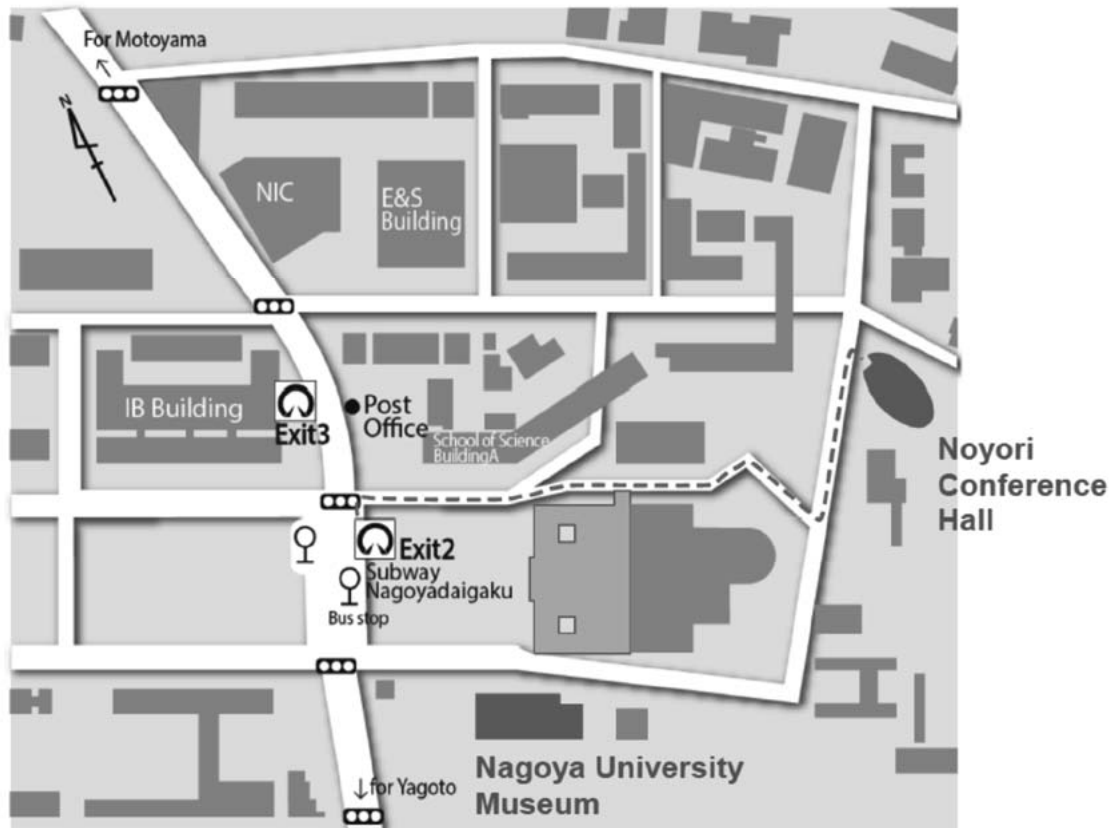
Nagoya University Museum

## Noyori Hall, 2nd Floor



## Noyori Hall, 1st (Ground) Floor





## Important Information

### Oral presentation

We will prepare PC with Windows 10 for presentation. PowerPoint and PDF can be used for your presentation. We do not prepare Mac, but if you think you need to present by Mac, please contact us in advance. We encourage all the oral speakers to use Windows PowerPoint.

The length of one presentation (except for plenary and keynote presentations) is 15 min including questions and discussions, so please prepare your presentation to finish within 12 min. We will prepare only one projector and one screen in a lecture room. The ratio of the window screen is 4:3, not 16:9.

## **Poster presentation**

Poster session is held in the corridor (on the south and north sides) of Noyori Conference Hall.

Poster sessions are separated into two parts. The first session includes poster presentations from no.1 to no. 32 (please refer to the poster program of this booklet), and presenters of these posters should put their posters on their designated (numbered) poster boards on May 28 (Monday). The “core time” of these presentations is 13:15 to 14:00 of May 29 (Tuesday) when the presenters are advised to explain their works in front of their posters. After the first session, the presenters advised to clear the posters from the boards so that the next session will start smoothly.

The second session includes poster presentation from no. 33 to no. 70. Presenters of these posters should put their posters on May 30. The “core time” of the second session is 13:15 to 14:00 of June 1 (Friday).

The maximum size allowed for the poster board is 163 cm (height) x 113 cm (width), thus poster should be made higher than wide. Surface of the board is smooth metal, so velcro does not work on this board. We will provide special adhesive material for fixing your poster.

## **Transportation**

If you arrive in Centrair Chubu International Airport (NGO), the most convenient way to reach downtown Nagoya is to ride on Meitetsu railway. You can buy a ticket by vending machine or through a counter near the entrance to the Meitetsu station. There are frequent services of various types of trains by Meitetsu, among which "express" and "μ-SKY (Myu-Sky) express" are recommended. All the seats of "μ-SKY express" are in reserved car only, costing extra of 360 yen for seat reservation in addition to a regular ticket. It takes about 30 to 40 min from Centrair Airport to Kanayama or Nagoya station, costing 810 yen to Kanayama and 860 yen to Nagoya station.

I think most participants will stay in hotels in Kanayama or Sakae districts. Followings are the way from Kanayama or Sakae to Nagoya University station by subway.

From Kanayama to Sakae, take subway Meijo Line (clockwise) and the 4th station is Sakae. Sakae is one of the major city centers of Nagoya.

From Kanayama to Nagoya University (Higashiyama Campus), take Meijo Line (anticlockwise), and Nagoya University station is the 11th station from Kanayama. It

takes about 22 min, costing 270 yen.

From Sakae to Nagoya University, take Higashiyama Line (East bound to Fujigaoka) and change trains at Motoyama, the 6th station from Sakae. Then take Meijo Line (clockwise), and the first station from Motoyama is Nagoya University station. When you arrive in Nagoya University, take exit #2 for the Noyori Conference Hall. You can find a display board of "16th IEC" near the exit #2.

If you purchase IC card (for example, "Manaca card"), you can use it for most of the transportation in Japan (except for Shinkansen Express by JR, and some local busses), without purchasing your ticket each time. You can choose Manaca Card of JPY1,000, JPY2,000, JPY3,000, JPY5,000 and JPY10,000. These include deposit of 500 yen. You can add the balance by cash. Seat reservation of "μ-SKY express" should be made in advance (after you arrive in Centrair Airport) before passing the gate of the station.

## **Wifi**

Those who wishes to use internet please visit Registration desk. We will provide temporal ID and Password to Nuwnet, as well as the guide.

## **Field Trips**

Time of start of each field trip is described in the program, so please remind that the buses will depart at scheduled time.

### **Field Trip 1 (Ise Shrine and banquet at Tokugawa Garden)**

Meet in front of the Nagoya University Museum at 8:30 AM. Three buses will leave Nagoya University Campus at 9:00. We will have lunch at Ise (Okage Yokochō, Tegonezushi), then we will visit Inner Shrine (Naigu). If we have time, we will visit Meotoiwa on the beautiful coast, where two large rocks are tied by a robust rope, which has an important meaning in Shinto religion. We will arrive in Tokugawa Garden Restaurant before 6:30, then we will start a banquet. Probably we will not enough

time to change our cloths before the banquet, and there is no “dress code” for this. We can enjoyed “modified” French cusine and beautiful Japanese garden there.

### **Field Trip 2 (Mizunami Fossil Museum)**

Meet in front of the Nagoya University Museum at 8:30 AM, and one small bus will leave the campus at 9:00. We will visit Mizunami Fossil Museum where we will look at Cenozoic echinoderm fossils, including deep-water echinoderms from Morozaki Group. We also enjoy general exhibit of various fauna and flora from the Cenozoic of Japan, mostly from central Japan. We also enjoy local “Kabuki” act there. We will return in the evening to Nagoya.

### **Field Trip 3 (Misaki Marine Biological Station)**

Meet at the “Silver Clock” near the Shinkansen entry of JR Nagoya Station at 11:00 AM. Please confirm this location in advance, because the time is relatively tight. The Shinkansen we use (Nozomi #12) will arrive in Nagoya JR Station at 11:33. Nippon Travel Co. has already booked seats for registered participants. We advise you to bring your own lunch and drink in advance (these are available in JR station). Participants will change trains at Shinagawa (at 13:06), take Keikyu Line to Misakiguchi, then ride on a bus to MMBS. This trip includes lodging in the dormitory of MMBS, foods and drinks, beach combing for marine animals, and dredging tour to Sagami bay (if sea condition allows). Participants will leave MMBS in the afternoon of June 4 (Mon), so please arrange their own transportations and lodging afterwards.